

HT72-18X

Shanghai Aerospace Automobile
Electromechanical Co., Ltd.
website: www.ht-saae.gr

NEW


POWER OUTPUT

540W / 545W
550W / 555W / 560W



- Module Efficiency: 21.7%
- No. of Cells: 144 (6 × 24)
- Weight: 28.5kg
- Dimensions: 2279mm×1134mm×35mm

monocrystalline
182 × 91 mm



MULTIWAY

HIGHWAY Half-Cut



Half cut cell technology can reduce the internal power loss and improve component overall power. Excellent heat dissipation avoids hot spot production.



The optimized number and width of main gate lines, Maximize the light receiving area of components and Reduce component power consumption

12Ys
Products
Warranty



Designed for high voltage systems of up to 1500 VDC, increasing the string length of solar systems and saving on BoS costs

25Ys
Warranty on
power output



All the modules are sorted and packaged by amperage, reducing mismatch losses and maximizing system output.

EL

Microcrack resistant Double glass structure enhance reliability, triple EL tested of high quality control.

5W

Positive tolerance
0/+5w guaranteed



Entire module certified to with stand extreme wind (2400 Pa) and snow loads (5400 Pa)

PID

PID Resistant

Comprehensive and first-rate certification system

IEC61215: 2016, IEC61730: 2016 Latest Standard
ISO9001, ISO14001 and ISO45001,
meeting the highest international standards
Strict quality control



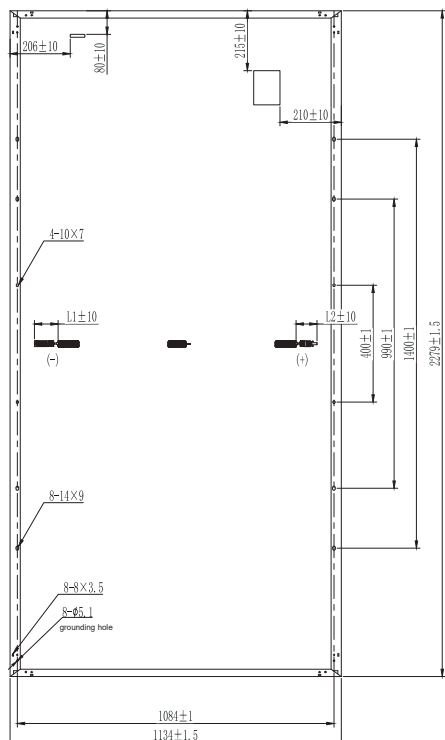
CEC Listed



* Copyright@2020V1 Plus Specifications are subject to change without further notification

540W/545W/550W/555W/560W

Engineering Drawing



Electrical Characteristics

Module	HT72-18X				
Maximum Power at STC(Pmax)	540W	545W	550W	555W	560W
Open-Circuit Voltage(Voc)	49.50V	49.65V	49.80V	49.95V	50.10V
Short-Circuit Current(Isc)	13.90A	13.95A	14.00A	14.07A	14.14A
Optimum Operating Voltage (Vmp)	41.65V	41.80V	41.95V	42.10V	42.25V
Optimum Operating Current(Imp)	12.97A	13.05A	13.12A	13.20A	13.27A
Module Efficiency	20.9%	21.1%	21.3%	21.5%	21.7%
Power Tolerance	0 ~ +5W				
Maximum System Voltage	1500V DC(IEC)				
Maximum Series Fuse Rating	25A				
Operating Temperature	-40 °C to +85 °C				

*STC: Irradiance 1000W/m², module temperature 25, AM=1.5
Optional black frame or white frame module according to customer requirements

NMOT

Module	HT72-18X				
Maximum Power	402W	405W	409W	413W	417W
Open Circuit Voltage (Voc)	46.92V	47.06V	47.20V	47.34V	47.48V
Short Circuit Current (Isc)	11.22A	11.26A	11.30A	11.36A	11.41A
Maximum Power Voltage (Vmp)	39.48V	39.62V	39.76V	39.90V	40.04V
Maximum Circuit Current (Imp)	10.18A	10.22A	10.29A	10.35A	10.41A
NMOT	45°C±2°C				

*NMOT: Irradiance 800W/m², ambient temperature 20°C, wind speed 1 m/s

Mechanical Characteristics

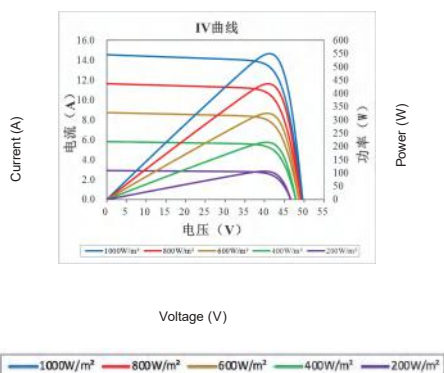
Solar Cells	monocrystalline 182 × 91mm
No. of Cells	144(6 × 24)
Dimensions	2279mm×1134mm×35mm
Weight	28.5kg
Front Glass	High transmission tempered glass
Frame	Anodized aluminium alloy
Junction Box	IP68
Cable	4mm ² (IEC) Length:(+)200mm,(-)300mm
Connectors	MC4 / MC4 Compatible
Packaging Configuration	31pcs / box, 620pcs / 40'HQ Container

Temperature Characteristics

Temperature Coefficient of Pmax	γ (Pm)	-0.39%/K
Temperature Coefficient of Voc	β (Voc)	-0.29%/K
Temperature Coefficient of Isc	α (Isc)	0.049%/K

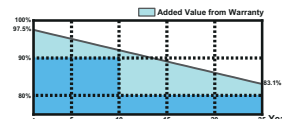
I-V Curves

Current-Voltage & Power-Voltage Curve



Warranty

- 12-year product warranty
- 25-year warranty on power output
- Specific information is referred to the product quality guarantee



Information Box

DS18X-002-A2