

ZXM8-SPLDD120 Series



Znshinesolar 10BB HALF-CELL Bifacial Light-Weight Double Glass Monocrystalline PERC PV Module

385W | 390W | 395W | 400W | 405W



Excellent cells efficiency

MBB technology decreases the distance between bus bars and finger grid line which is benefit to power increase.



Better Weak Illumination Response

More power output in weak light condition, such as haze, cloudy, and morning



Anti PID

Limited power degradation caused by PID effect is guaranteed under strict testing condition for mass production



High wind and snow resistance

■ 5400 Pa snow load ■ 2400 Pa wind load



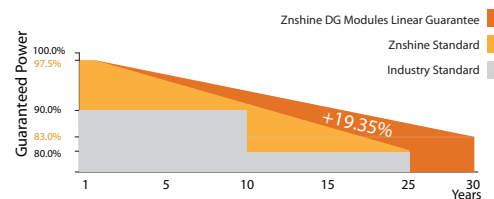

30 years power warranty

After 30 years our solar panel keeps at least 80% of its initial power output



Bifacial technology

Enables additional energy harvesting from rear side(up to 25%)



12 years product guarantee
30 years output guarantee



0.5% annual degradation
over 30 years



Founded in 1988, ZNShine solar is a world's leading high-tech PV module manufacturer. With the state-of-the-art production lines, the company boasts module capacity of 6GW. Bloomberg has listed ZNShine as a global Tier 1 PV module maker. Today Znshine has distributed its sales to more than 60 countries around the globe.

ELECTRICAL CHARACTERISTICS | STC*

Nominal Power Watt Pmax(W)*	385	390	395	400	405
Power Output Tolerance Pmax(%)	0~+3	0~+3	0~+3	0~+3	0~+3
Maximum Power Voltage Vmp(V)	34.00	34.20	34.40	34.60	34.80
Maximum Power Current Imp(A)	11.33	11.41	11.49	11.57	11.64
Open Circuit Voltage Voc(V)	40.70	40.90	41.10	41.30	41.50
Short Circuit Current Isc(A)	11.92	12.00	12.08	12.16	12.24
Module Efficiency (%)	20.03	20.29	20.55	20.81	21.07

*STC (Standard Test Condition): Irradiance 1000W/m², Module Temperature 25°C, AM 1.5
*Measuring tolerance: ±3%

ELECTRICAL CHARACTERISTICS | NMOT*

Maximum Power Pmax(Wp)	288.70	292.40	296.10	299.80	303.30
Maximum Power Voltage Vmp(V)	31.80	32.00	32.20	32.40	32.60
Maximum Power Current Imp(A)	9.07	9.13	9.19	9.25	9.31
Open Circuit Voltage Voc(V)	38.10	38.30	38.50	38.70	38.90
Short Circuit Current Isc(A)	9.62	9.69	9.75	9.82	9.88

*NMOT(Nominal module operating temperature):Irradiance 800W/m², Ambient Temperature 20°C,AM 1.5,Wind Speed 1m/s

ELECTRICAL CHARACTERISTICS WITH 25% REAR SIDE POWER GAIN

Front power Pmax/W	385	390	395	400	405
Total power Pmax/W	481	488	494	500	506
Vmp/V(Total)	34.10	34.30	34.50	34.70	34.90
Imp/A(Total)	14.11	14.21	14.31	14.41	14.51
Voc/V(Total)	40.80	41.00	41.20	41.40	41.60
Isc/A(Total)	14.85	14.95	15.05	15.14	15.25

MECHANICAL DATA

Solar cells	Mono PERC
Cells orientation	120 (5×24)
Module dimension	1754×1096×30 mm(With Frame)
Weight	24 kg
Glass	2.0 mm+2.0mm, High Transmission,AR Coated Heat Strengthened Glass
Junction box	IP 68, 3 diodes
Cables	4 mm ² ,350 mm
Connectors	MC4-compatible

TEMPERATURE RATINGS

NMOT	43°C ±2°C
Temperature coefficient of Pmax	-0.35%/°C
Temperature coefficient of Voc	-0.29%/°C
Temperature coefficient of Isc	0.05%/°C
Refer.Bifacial Factor	70±5%

WORKING CONDITIONS

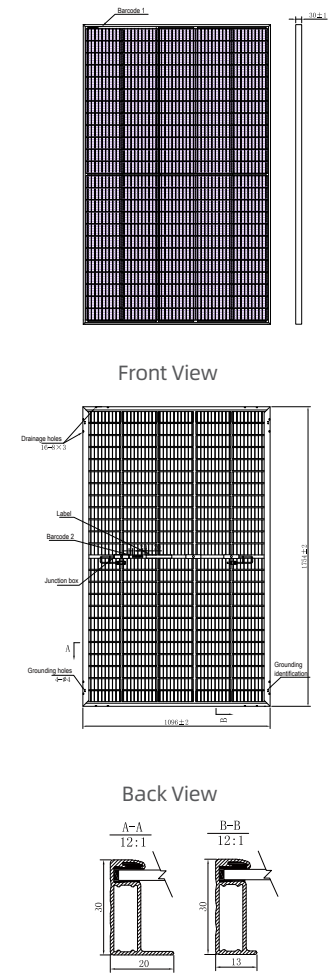
Maximum system voltage	1500 V DC
Operating temperature	-40°C~+85°C
Maximum series fuse	25 A
Maximum load(snow/wind)	5400 Pa / 2400 Pa

*Do not connect Fuse in Combiner Box with two or more strings in parallel connection
*Remark:Electrical data in this catalog do not refer to a single module and they are not part of the offer.They only serve for comparison among different module types.

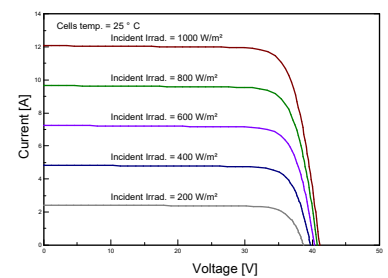
PACKAGING CONFIGURATION

Piece/Box	36
Piece/Container(40'HQ)	936
Piece/Container(with additional small package)	/

DIMENSIONS(MM)



I-V CURVES OF PV MODULE(395W)



P-V CURVES OF PV MODULE(395W)

